



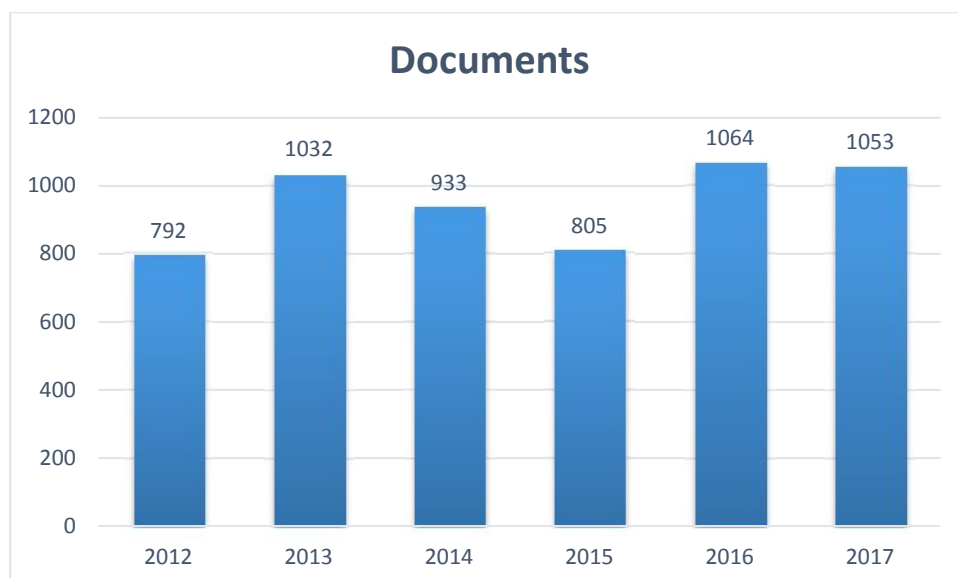
## Written report on the work of IPEX in 2017

### IPEX FACTS AND FIGURES

#### Upload of documents and dossiers

IPEX publishes currently almost **88.000 pages** from national parliaments and the European Union institutions, holding **scrutiny related information in 12.500 documents** produced by the EU institutions and linked to **over 10.000 dossiers**. In 2017, the total number of legislative and non-legislative documents recorded in IPEX, was 1053 (2016: 1064; 2015: 805; 2014: 933).

#### Documents coming from the European institutions and uploaded to IPEX<sup>1</sup>



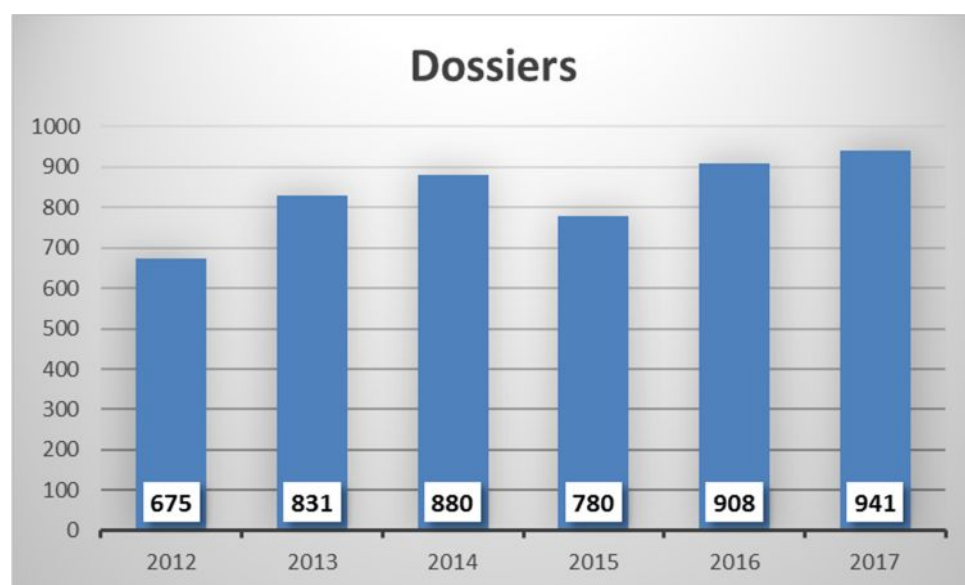
#### Documents and scrutiny updates from national Parliaments

Related to the legislative proposals in 2017, national parliaments uploaded **3.588 scrutiny related pages** (2016: 6.624; 2015: 4.632; 2014: 5.042).

---

<sup>1</sup> As of 15 January 2018 (n.a.)

## Number of dossiers added to the IPEX database<sup>2</sup>



## Number of scrutiny pages added by national Parliaments<sup>3</sup>

ALL CHAMBERS (Sorted alphabetically)	SCRUTINIES					
	2012	2013	2014	2015	2016	2017
Austrian Federal Council	25	37	18	41	55	17
Austrian National Council	25	26	14	9	35	2
Belgian House of Representatives	70	91	40	48	105	55
Belgian Senate	183	240	32	1	11	N/A
Bulgarian National Assembly	6	N/A	1	3	6	N/A
Croatian Parliament	-	47	33	26	33	14
Cyprus House of Representatives	3	7	1	10	9	N/A
Czech Chamber of Deputies	40	83	392	367	514	108
Czech Senate	77	91	37	62	87	64
German Bundesrat	128	176	81	73	162	107
German Bundestag	277	573	600	465	662	231
Danish Parliament	5	8	2	4	11	3
Hellenic Parliament	10	13	3	37	89	1
Cortes Generales	73	130	42	21	62	51
Estonian Parliament	2	3	N/A	1	45	3
French National Assembly	16	50	47	157	36	6
French Senat	21	23	3	13	12	9
Hungarian National Assembly	5	8	9	27	25	11

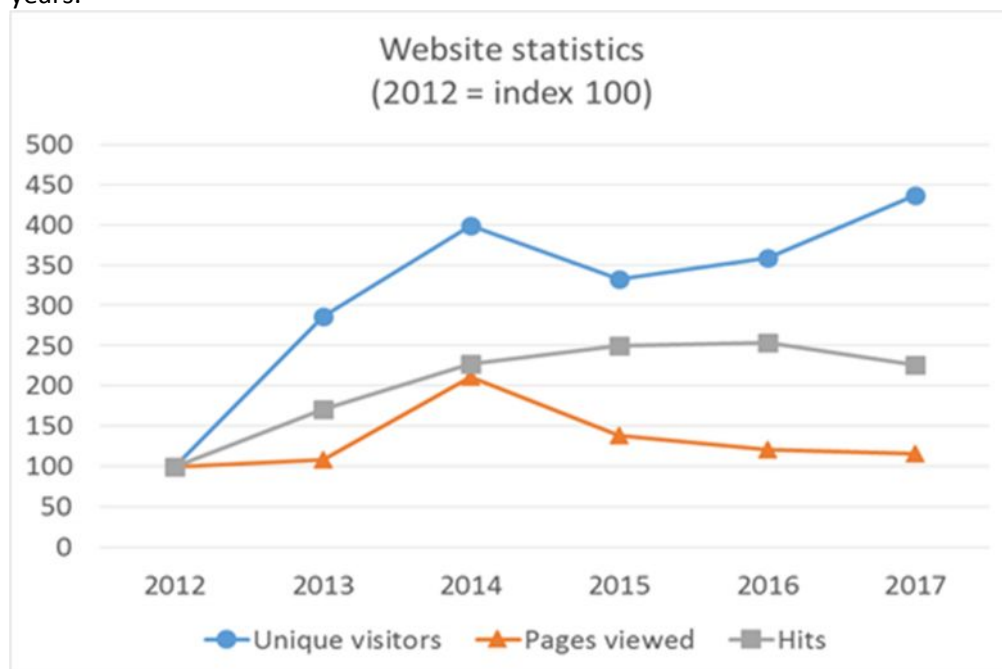
<sup>2</sup> As of 15 January 2018 (n.a.)

<sup>3</sup> As of 24 January 2018 (n.a.)

Irish Houses of Oireachtas	175	268	404	255	343	245
Italian Chamber of Deputies	19	32	14	33	39	30
Italian Senate	57	82	63	59	124	55
Seimas of the Republic of Lithuania	74	18	60	56	117	112
Luxembourg Chamber of Deputies	5	10	3	32	185	94
Saeima Parliament of Latvia	1	1	1	N/A	1	N/A
Maltese House of Representatives	186	181	90	33	8	18
Dutch House of Representatives	21	33	18	16	26	25
Dutch Senate	54	67	33	50	55	37
Polish Sejm	469	608	670	561	709	523
Polish Senate	155	279	369	285	360	297
Assembleia da Republica	189	180	94	46	111	27
Romanian Chamber of Deputies	58	112	36	69	68	36
Romanian Senate	29	81	28	67	100	77
Finnish Parliament	143	222	116	96	212	117
National Council of the Slovak Republic	166	273	485	545	693	564
Slovenian National Assembly	60	71	26	39	96	35
Swedish Parliament	478	607	630	565	681	515
House of Commons	476	575	540	462	584	225
House of Lords	395	78	17	7	156	47

### Website statistics

In 2017, the IPEX website was visited by **307.737 unique visitors**, seeing a considerable increase and following the general growing trend of the previous years (2016: 253.264; 2015: 234.480; 2014: 281.592). The number of pages viewed – **almost 6 million** – is within a pattern seen for the past 3 years.



## Website statistics



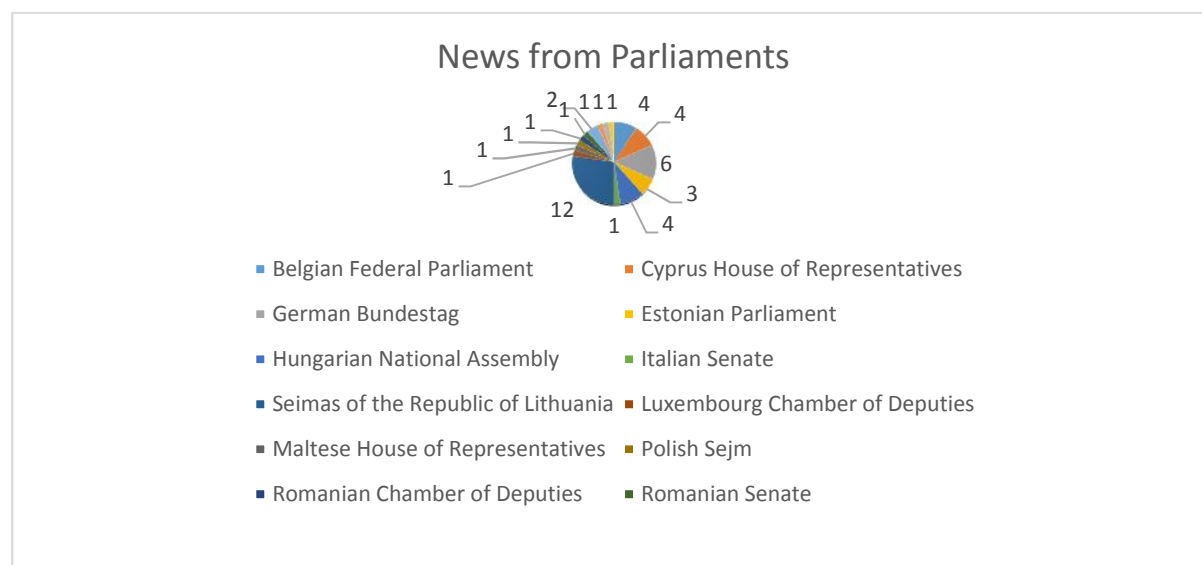
	2012	2013	2014	2015	2016	2017
Unique visitors	70.505	201.538	281.592	234.480	253.264	307.737
Pages viewed	4.969.713	5.364.448	10.515.505	6.858.125	6.012.105	5.736.506
Hits	16.632.338	28.353.456	37.793.814	41.627.428	42.143.941	37.668.997

■ Unique visitors
 ■ Pages viewed
 ■ Hits

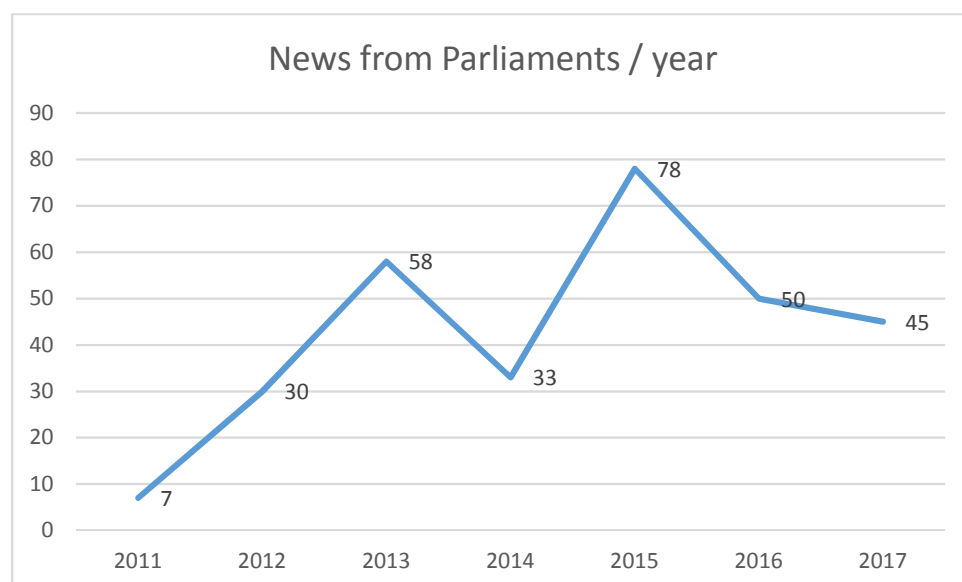
Looking at the numbers above, we can see a steady upward trend among the IPEX visitors, corresponding to a phase of maturity of our platform.

### News from Parliaments on IPEX

In 2017, **45 news articles** on European Affairs related issue have been published in the News from Parliaments section, with materials coming from 16 contributors:



Since 2011, the trend has been uneven, with either major internal and external political events influencing the flow or a frequent change of Correspondents, thus losing the institutional memory and exercise of sharing information.



### Meetings of the IPEX bodies in 2017

In 2017, the IPEX Board met 3 times - on 19 May 2017 and 19 January 2018 in Bratislava and 12 October 2017 in Brussels. The Conclusions of the IPEX Board meetings can be found in the Calendar section of IPEX under IPEX meetings: <http://www.ipex.eu/IPEXL-WEB/calendar.do>

Three **Working Groups**, with their mandate and work set out by the adoption of the **IPEX Digital Strategy and the IPEX Work Programme 2017 -2020**, were established:

1. **Working group on Enhancing the IPEX network**, chaired by Mr Mongin Forrest (DK);
2. **Working group on Strengthening the promotion of the IPEX network**, chaired by Ms Birgit Von Pflug (DE, Bundestag);
3. **Working group on Improving the IPEX digital system**, chaired by Mr Hilbert Gerard (EP);

The annual IPEX national Correspondents meeting took place in Bratislava, on 15 and 16 November, with the participation of 51 correspondents coming from 25 Member States, the European Parliament and 4 candidate countries. Further information on the Correspondents meeting can be retrieved from: <http://www.ipex.eu/IPEXL-WEB/about/ipexMeetings.do>

#### Reasoned opinions uploaded by national Parliaments into the IPEX database in 2017

National Parliament	Chamber	Reasoned opinions received in 2017	
		Uploaded	COM number
<b>Austria</b>	Bundesrat	6	COM/2016/0822 COM/2016/0823 COM/2016/0824 COM/2016/0861 COM/2016/0864 COM/2017/0275
<b>Austria</b>	Nationalrat		
<b>Belgium</b>	Chambre des Représentants		
<b>Belgium</b>	Sénat		
<b>Bulgaria</b>	Narodno Sabranie		
<b>Cyprus</b>	Vouli ton Antiprosopon		
<b>Czech Republic</b>	Senát		
<b>Czech Republic</b>	Poslanecká sněmovna	1	COM/2016/0861
<b>Croatia</b>	Sabor		
<b>Denmark</b>	Folketinget		
<b>Estonia</b>	Riigikogu		
<b>Finland</b>	Eduskunta		
<b>France</b>	Sénat	8	COM/2016/0815 COM/2016/0821 COM/2016/0822 COM/2016/0861 COM/2016/0863 COM/2017/0477 COM/2017/0495 COM/2017/0660
<b>France</b>	Assemblée nationale	2	COM/2016/0821 COM/2016/0822
<b>Germany</b>	Bundesrat		
<b>Germany</b>	Bundestag	6	COM/2016/0821 COM/2016/0822

			COM/2016/0823 COM/2016/0824 COM/2016/0861 COM/2016/0863
<b>Greece</b>	Vouli ton Ellinon		
<b>Hungary</b>	Országgyűlés	2	COM/2016/0861 COM/2016/0864
<b>Ireland</b>	Oireachtas (both Chambers)	2	COM/2016/0723 COM/2017/0647
<b>Italy</b>	Senato della Repubblica	1	COM/2016/0750
<b>Italy</b>	Camera dei Deputati		
<b>Latvia</b>	Saeima		
<b>Lithuania</b>	Seimas		
<b>Luxembourg</b>	Chambre des Députés		
<b>Malta</b>	Kamra tad-Deputati		
<b>Poland</b>	Sejm	2	COM/2016/0861 COM/2017/0253
<b>Poland</b>	Senat	4	COM/2016/0861 COM/2016/0864 COM/2017/0253 COM/2017/0278
<b>Portugal</b>	Assembleia da República		
<b>Romania</b>	Senatul	2	COM/2016/0861 COM/2016/0863
<b>Romania</b>	Camera Deputaților	1	COM/2016/0861
<b>Slovakia</b>	Národná rada		
<b>Slovenia</b>	Državni svet		
<b>Slovenia</b>	Državni zbor		
<b>Spain</b>	Congreso de los Diputados and Senado (both Chambers)	2	COM/2016/0861 COM/2017/0647
<b>Sweden</b>	Riksdagen	4	COM/2016/0850 COM/2016/0854 COM/2017/0331 COM/2017/0536
<b>The Netherlands</b>	Eerste Kamer Staten Generaal	2	COM/2016/0765 COM/2017/0253
<b>The Netherlands</b>	Tweede Kamer Staten Generaal	2	COM/2016/0765 COM/2017/0253
<b>United Kingdom</b>	House of Commons		
<b>United Kingdom</b>	House of Lords		
	<b>Total</b>	<b>47</b>	

The result is expressing all documents uploaded on IPEX by national Parliaments and labelled as Reasoned Opinions in the year 2017 (1 January to 31 December), including for procedures started in 2016 (data centralized and verified by the Information Officer and the national Correspondents, 24 January 2018)

(Drafted and revised: CMR, 24 January 2018)